


CONFIDENCE AT BONE LEVEL



Featuring
the unique
SLActive[®] surface!



COMMITTED TO
SIMPLY DOING MORE
FOR DENTAL PROFESSIONALSSM

THE STRAUMANN® BONE LEVEL IMPLANT

The Straumann Bone Level implant is designed to offer clinicians the following benefits:

- High confidence and treatment predictability with SLActive® surface technology
- Minimal tissue trauma from start to finish to provide excellent results
- Same procedures and instruments for all Straumann dental implants



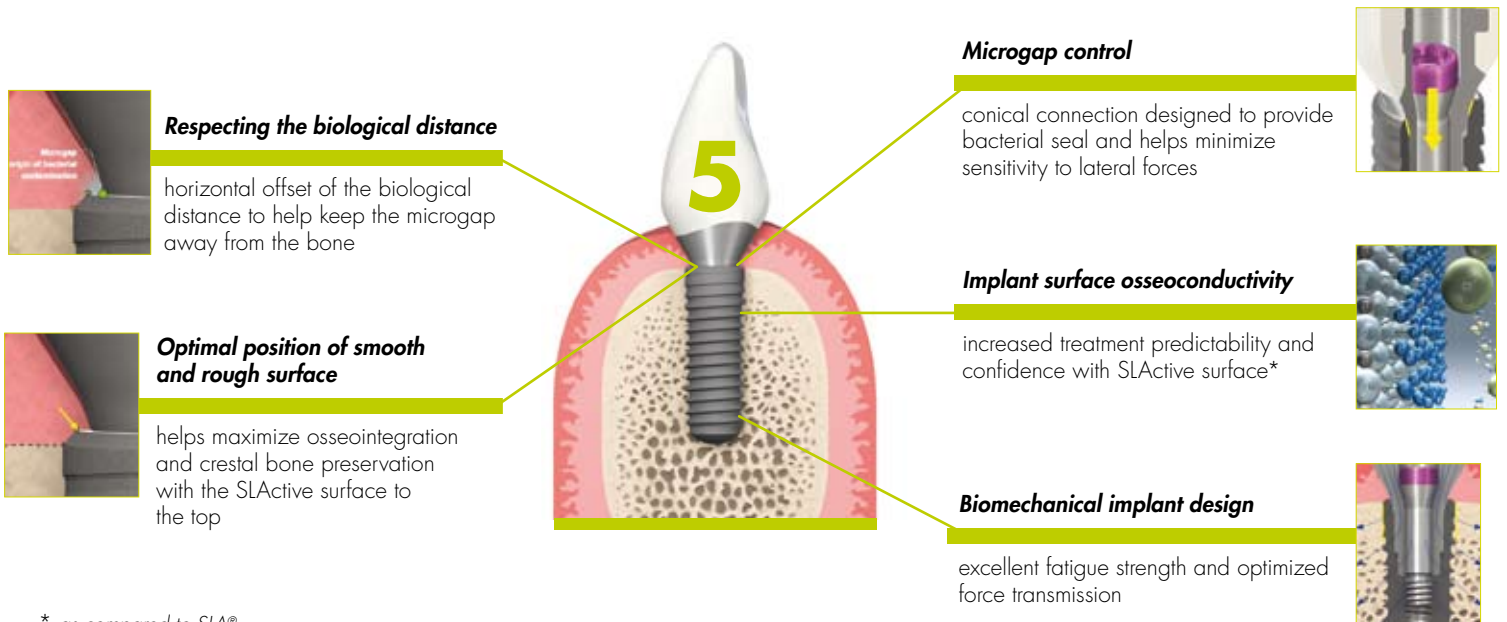
Designed to preserve crestal bone with **Bone Control Design™**

Consistent Emergence Profiles™ help with the management of soft tissue

Simplified handling with the **CrossFit® Connection**

SUPERB CRESTAL BONE PRESERVATION THROUGH BONE CONTROL DESIGN

Straumann developed Bone Control Design™ based on five fundamental biological principles to help maximize crestal bone preservation and soft tissue stability.



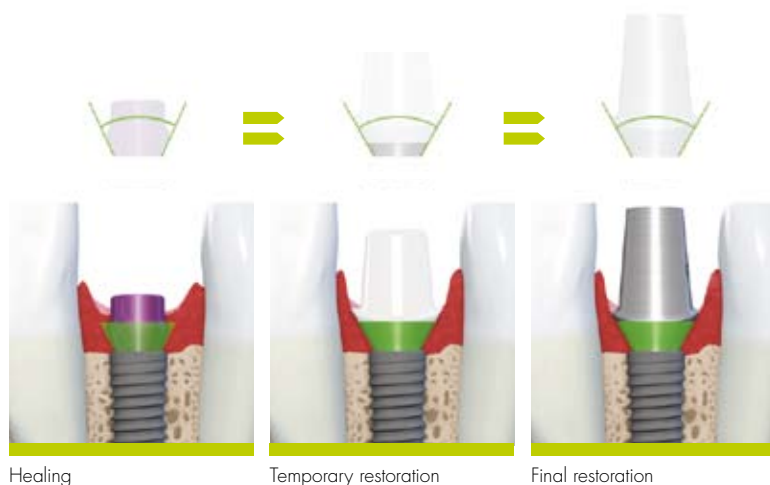
* as compared to SLA®

EXCELLENT ESTHETIC OUTCOMES

THROUGH CONSISTENT EMERGENCE PROFILES™

The emergence profiles of Straumann's prosthetic components are designed to facilitate highly esthetic restorations that mimic natural teeth. These components, designed to match the abutment profiles, allow you to easily attain esthetic results through soft tissue management, allowing for:

- Minimal tissue trauma from start to finish
- Simplified soft-tissue management
- Patient comfort through minimized soft tissue impingement



Prosthetic Options for the Straumann Bone Level Implant



Temporary Abutment
Individual esthetics
easy to achieve



Gold Abutment for crown or bridge
Versatile solution for a wide range
of applications



Anatomic IPS e.max® Abutment
Highly esthetic ZrO₂-abutment in two
shades for natural appearance



Customized Abutment
Customized implant prosthetics



Cementable Abutment
Prosthetic handling closest
to a natural tooth prep



Anatomic Abutment
Individual esthetics
easy to achieve



Multi-base Abutment
Flexible base for screw-retained
multiple-unit restorations



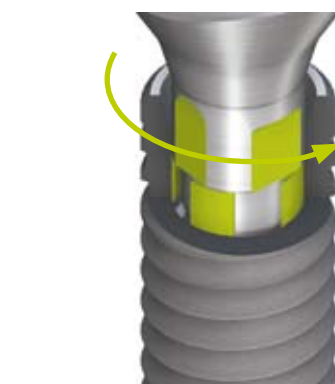
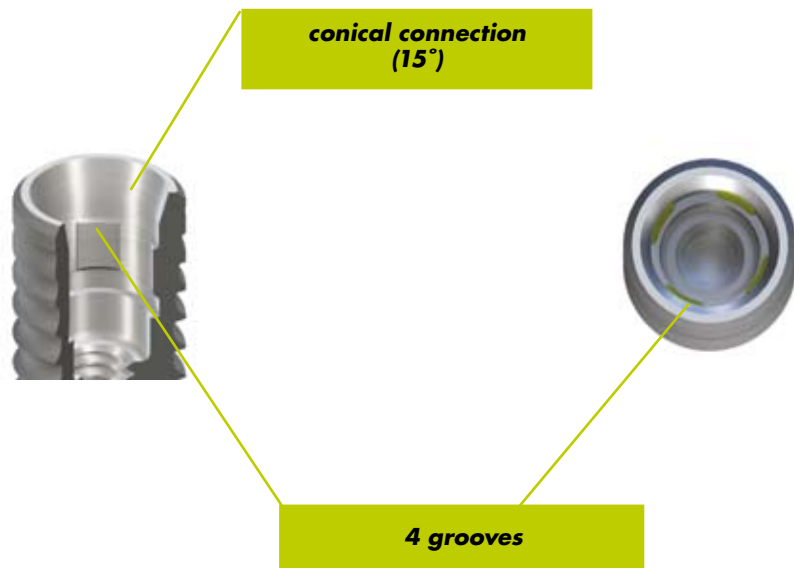
Abutments for Bars
User-friendly solution
for bar-retained dentures



LOCATOR® Abutment
Flexible fixation for
full dentures

SIMPLIFIED HANDLING

THROUGH CROSSFIT® CONNECTION



Feel the fit of the self-guiding connection

The prosthetic connection is intuitive, self-guiding and easy to grasp. The CrossFit connection:

- Gives prosthetic flexibility and stability through its deep conical connection
- Provides a clear-cut insertion through the guidance of 4 grooves
- Designed to prevent rotation



SAME

SURGICAL KIT,
PROSTHETIC KIT,
PROCEDURE,
and INSTRUMENTS

FOR ALL STRAUMANN® DENTAL IMPLANTS

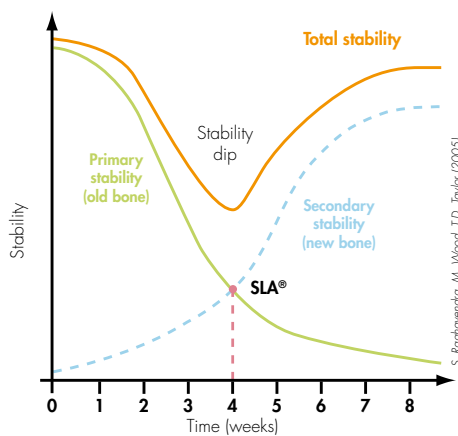

OUTSTANDING SUCCESS RATES

SLActive® – THE SURFACE WITH SUCCESS BUILT IN.™

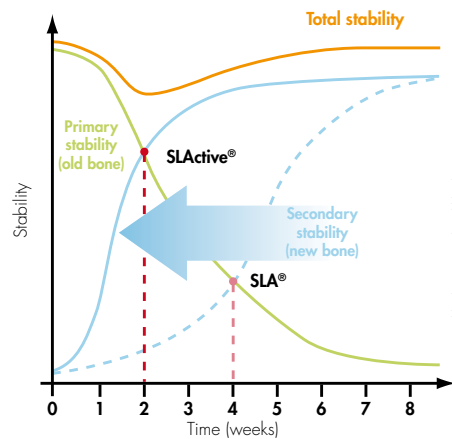
Straumann®'s SLActive surface sets a new standard in implant dentistry. As the first chemically active implant surface, SLActive is designed to offer you:

- **Faster osseointegration***
- **Increased treatment predictability***
- **Reduced healing times, from 6–8 weeks to 3–4 weeks***

Secondary Stability Sooner*



The speed of osseointegration dictates the severity and duration of the stability dip.



SLActive provides more predictability by achieving secondary stability sooner than SLA®.

Straumann Bone Level Implant – Study Overview

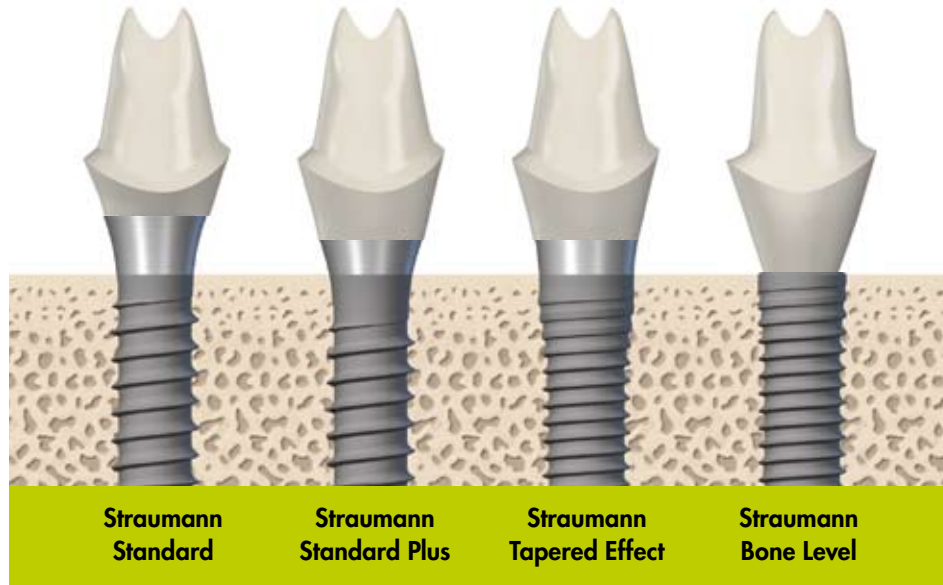
To date, several studies have been initiated to substantiate the performance of the Straumann Bone Level implant.

Topic	Objective	Study Setup, Principal Investigator
property tests	Biomechanical stability	Ultimate strength and fatigue strength of the Straumann Bone Level implant in comparison to competitor implants
	Reliability	Screw fit after cyclic mechanical load of the Straumann Bone Level implant
	Microgap	Measurements of gap size
pre-clinical studies	Bone maintenance	Bone maintenance with submerged and non-submerged implants placed at different heights
		Interproximal bone maintenance with adjacently placed implants
clinical studies	Basic clinical evidence	Performance and esthetic outcome in single tooth gaps in the anterior maxilla
	Esthetics⁺	Submerged vs. non-submerged placement in the anterior maxilla and mandible
	Various treatments⁺	Implant success and survival rate in daily dental practice

⁺ Clinical studies are ongoing.

* as compared to SLA® in an animal study

CONFIDENCE AT ANY LEVEL



THE STRAUMANN® DENTAL IMPLANT SYSTEM – **YOUR CHOICE**

www.straumann.com



STRAUMANN GUARANTEE

International Headquarters
Institut Straumann AG
Peter Merian-Weg 12
CH-4002 Basel, Switzerland
Phone +41 (0)61 965 11 11
Fax +41 (0)61 965 11 01

Straumann USA
Straumann USA, LLC
60 Minuteman Road
Andover, MA 01810
Phone 800/448 8168
978/747 2500
Fax 978/747 2490
www.straumannusa.com

Straumann Canada
Straumann Canada Limited
3115 Harvester Road, 1st Floor
Burlington, ON L7N 3N8
Phone 800/363 4024
905/319 2900
Fax 905/319 2911
www.straumann.ca